

set 10 **Workbook Answer Key**

**Book 1 Be Quiet!**

p.1

Be Quiet!

1 Listen and repeat. 🎧



quiet




queen



zoo



quail




xylophone



zebra

2 Write.



SET © BOOK 1 1

p.2

3 Circle the correct picture.

quiet



queen



zebra



xylophone



zoo



quail



2 Jack and Jill's Phonics Readers WORKBOOK


p.3

Be Quiet!

4 Write the missing letter.



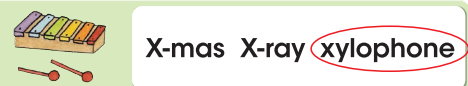
5 Trace the path to the word.



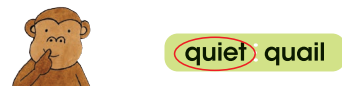
SET © BOOK 1 3

p.4

6 Circle the correct word.



7 Look and circle the word.



4 Jack and Jill's Phonics Readers WORKBOOK

8 Match and trace.

quail

xylophone

zoo

zebra

9 Listen and write the numbers.

4

2

3

1

10 Find and circle.

E E N Q U I E T Q U

R A Q U E E N Z E B

Z E B R A X T L O A

11 Listen and circle.

1

2

3

4

12 Look and unscramble the word.

uaqil → quail

uqeit → quiet

13 Find and circle.

quail queen zebra quiet

R	T	Z	G	H	Q
Q	U	E	E	N	U
A	E	B	U	J	I
F	R	R	D	K	E
Q	U	A	I	L	T

14 Find and match.

quiet

quail

queen

zebra

xylophone

15 Listen, repeat, and trace.

zoo

quiet

zebra

quail

xylophone

queen

16 Listen and repeat. Then circle the letters 'q'.



1 Be quiet!  
See the queen.



2 See the quail singing  
a song.

17 Listen and repeat. Then complete the sentences.



1 See the queen  
in the zoo.



2 Be quiet!  
See the zebra.

Meet the Sight words!

1 Listen, repeat, and trace.

be play what that no stop

be be play play  
what what that that  
no no stop stop

2 Find and match.

Matching activity with words: be, play, what, that, no, stop on the left and be, go, play, what, farm, that, no, pig, eat, stop, can, the on the right. Lines connect 'be' to 'be', 'play' to 'play', 'what' to 'what', 'that' to 'that', 'no' to 'no', and 'stop' to 'stop'.

3 Fill in the missing letters.

no what play be that stop

Word grid puzzle with missing letters:
n o
w h a t
p l a y
b e
t h a t
s t o p

4 Find and circle the word in the sentence.

play See the zebra playing a xylophone. (Illustration of a zebra playing a xylophone)

no stop Oh, no! Stop the ducklings. (Illustration of a duck and ducklings)

Activity

Find and circle.

zebra zoo xylophone

Illustrations for a find-and-circle activity: zebra, boy, xylophone, crab, zoo, monkey, bag, bird.

p.13

Catch Me!

1 Listen and repeat.



catch



ant



carry



bat

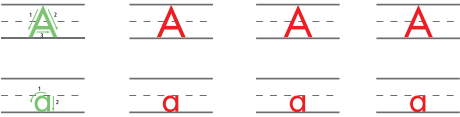


rat



hat

2 Write.



SET © BOOK2 13

p.14

3 Read and match.

ant

hand

mat

sack

rat

hat

back



14 Jack and Jill's Phonics Readers WORKBOOK

p.15

Catch Me!

4 Circle the correct word.

	sand <input checked="" type="radio"/> hand and		<input checked="" type="radio"/> crab lamb cat
	bag pat <input checked="" type="radio"/> bat		and aunt <input checked="" type="radio"/> ant
	<input checked="" type="radio"/> back bag bat		<input checked="" type="radio"/> sack back sand

5 Write the missing letter.

<u>  </u> apple	<u>  </u> ant	b <u>  </u> t
c <u>  </u> t	h <u>  </u> t	cr <u>  </u> b

SET © BOOK2 15

p.16

6 Trace the path to the word.

7 Look and circle the word.

<input checked="" type="radio"/> sand : ant	carry : <input checked="" type="radio"/> mat
bat : <input checked="" type="radio"/> crab	<input checked="" type="radio"/> carry : hat

16 Jack and Jill's Phonics Readers WORKBOOK

8 Match and trace.

hat

back

sand

carry

9 Listen and write the numbers.

10 Find and circle.

J A H A T S E C K D

C H A C R A B O H N

F B R A T B A T R A

11 Listen and circle.

12 Look and unscramble the word.

ansd → sand      aycrr → carry

cacrh → catch      asck → sack

13 Circle the correct picture.

mat

carry

sack

14 Find and match.

crab

sack

cat

hat

bat

15 Listen, repeat, and trace.

ant

hat

sack

mat

carry

catch

16 Listen and repeat. Then circle the letters 'a'.

1  Carry me in your sack.

2  Carry me on your back!

17 Listen and repeat. Then complete the sentences.

1  "Catch me!" says the ant on the apple.

2  "Catch me!" says the crab on the sand.

Meet the Sight words!

1 Listen, repeat, and trace.

me the on in your by

me me the the

on on in in

your your by by

2 Find and match.

me the on in your by

me one little in the a only your on by hand jump

3 Fill in the missing letters.

me the your in on by

		m	e			i	n
	t	h	e			o	n
y	o	u	r			b	y

4 Find and circle the word in the sentence.

me in your Carry me in your hand. 

me the on "Catch me!" says the cat on the mat. 

Activity

Find and circle.

ant mat crab sand  
back sack sand

K	K	A	C	K	S	P
L	K	N	R	L	A	W
V	V	T	A	N	C	U
M	Y	S	B	S	K	K
A	A	A	A	E	X	G
T	B	N	C	A	B	L
N	C	D	K	T	P	W